

Hawg Hawlers Bass Club



Goins/Harper win TRock II



Jeremy & Rich figured out what most people couldn't and took the win with 11 fish for a total weight of 22.34 lbs.

They report that they caught all their fish on Swimbiats and spoons.

First place payout was \$314 towards new silverware. Congratulations Jeremy and Rich!

Hawg Hawlers Bass Club

TRock II News

Contents

| | |
|-----------------------------------|------------|
| Tournament Results | 1 |
| First Place | 1 |
| Lake News | 1 |
| Results Continued (Places) | 2 |
| Results Continued (Places) | 3 |
| BIG BASSes | 4 |
| Fish Facts | 4 |
| Tourney Results | 5 |
| Tourney Pictures | 6/8 |
| Next Tournament | 8 |
| AOY 2023 Race | 9 |
| HH Sponsors | 10 |



TRock Lake News

TRock II brought 33 boats to a part of the Rock that most of us have never fished before (Shell Knob).

The weather on both days started in the low 60's and worked it's way up into the mid to high 80s. Both days started with some cloud but cleared by mid day. Saturday then had high, bluebird skys while Sunday offered the occasional cloud.

Water temps ranged around 65 degrees. Water level was about 6 inches below full pull at 914.4.

Fishing was tough for some, as usual on TRock, but those that figured it out were able to keep on that pattern all weekend.

It seemed that fish were not grouped up and very scattered.

Hawg Hawlers Bass Club


TRock II




Grant Priesmeyer/Cody Watson (2nd Place)



Myles & Steve Midgley (3rd Place)



Jason Shaw/Victoria Hudgens (4th Place)




Shawn & Rick Tiemann (5th Place)


Hawg Hawlers Bass Club

Hawg Hawlers Bass Club

TRock II



Jon Cecil/Dom Rohlfing (6th Place)



Greg & Andy Shands (7th Place)




Bob Shibe/Gary Byrd (8th Place)

Hawg Hawlers Bass Club

Hawg Hawlers Bass Club

BIG BASS - Tourney

Cody Watson brought in the BIG BASS of the "T" on Saturday weighing in at 3.78 lbs and paying out \$100 with a Side Pot of \$160. He caught it on a Ned Rig.



BIG BASS - es

BIG BASS - Day

Karen Rogers brought in the BIG BASS of the Day on Sunday weighing in at 3.47 lbs and paying out \$100. She caught it on a white shiney thing. ;-)

This was her first tourney and her FIRST FISH weighed. Congrats Karen!



Fish Facts....

Average Weight per Fish weighed - 1.99lb. (64 anglers weighed 155 fish)

Fishy Facts - 155 fish were weighed for a total of 309.11 lbs.

Fishy Facts - 50 out of 62 anglers weighed at least 1 fish.

Average # of Fish Weighed per Angler - 2.5 fish per angler (62 anglers)

There were 13, one Day Limits and 5, two day limit.

Thank You....

- Jim & Jason Romaine and Chance & Bernell Albertson for being Tournament Directors.
- Kings Harbor Resort for their hospitality and accomodations!

Hawg Hawlers Bass Club

Final Results

TRock II Results

| BOAT | NAME | CREEL | | WEIGHT | | BIG BASS | | Penalty | TOTAL WEIGHT | PLACE | |
|------|-------------------|-------|-----|--------|-------|----------|------|---------|--------------|-------|------------------------|
| | | SAT | SUN | SAT | SUN | SAT | SUN | | | | |
| 3A | JEREMY GOINS | 3 | 3 | 12.19 | 10.15 | | | | 22.34 | 1 | SPOONS |
| 3B | RICH HARPER | 3 | 2 | | | | | | | | SWIMBAITS |
| 2A | GRANT PRIESMEYER | 3 | 1 | 14.16 | 6.91 | 2.82 | | | 21.07 | 2 | GREEN PUMPKIN NED RIGS |
| 2B | CODY WATSON | 3 | 3 | | | 3.78 | | | | | |
| 24A | MYLES MIDGLEY | 3 | 2 | 12.02 | 7.28 | | | | 19.30 | 3 | SHAKEY HEAD |
| 24B | STEVE MIDGLEY | 3 | 2 | | | | | | | | TOPWATER |
| 32A | JASON SHAW | 3 | 3 | 9.73 | 8.07 | 3.43 | | | 17.80 | 4 | |
| 32B | VICTORIA HUDGENS | 1 | 1 | | | | | | | | |
| 8A | SHAWN TIEMANN | 3 | 3 | 8.76 | 8.95 | | | | 17.71 | 5 | |
| 8B | RICK TIEMANN | 1 | 2 | | | | | | | | |
| 6A | JON CECIL | 3 | 3 | 11.36 | 5.61 | | | | 16.97 | 6 | |
| 6B | DOM ROHLFING | 3 | 0 | | | | | | | | |
| 29A | GREG SHANDS | 1 | 1 | 5.93 | 8.41 | | | | 14.34 | 7 | |
| 29B | ANDY SHANDS | 2 | 3 | | | 2.60 | | | | | |
| 7A | BOB SHIBE | 3 | 2 | 8.99 | 5.20 | | | | 14.19 | 8 | |
| 7B | GARY BYRD | 2 | 1 | | | | | | | | |
| 16A | JACOB JONES | 3 | 0 | 7.83 | 5.16 | | | | 12.99 | 9 | |
| 16B | KEN JONES | 1 | 2 | | | | 3.46 | | | | |
| 33A | CHANCE ALBERTSON | 3 | 1 | 7.81 | 5.07 | | | 0.25 | 12.63 | 10 | |
| 33B | BERNELL ALBERTSON | 1 | 2 | | | | | | | | |
| 15A | PAUL BRUEMMER | 3 | 2 | 6.56 | 4.92 | | 3.17 | | 11.48 | 11 | |
| 26A | JOHN KETCHERSIDE | 3 | 1 | 9.72 | 1.75 | | | | 11.47 | 12 | |
| 26B | DARLA KETCHERSIDE | 2 | 0 | | | | | | | | |
| 10A | DEAN SULLIVAN | 1 | 3 | 5.74 | 5.65 | | | | 11.39 | 13 | |
| 10B | TERRI SULLIVAN | 2 | 0 | | | | | | | | |
| 30A | CURT ROGERS | 3 | 0 | 6.27 | 3.47 | 3.16 | | | 9.74 | 14 | |
| 30B | KAREN ROGERS | 0 | 1 | | | | 3.47 | | | | |
| 5A | MARK SVETINA | 2 | 1 | 7.87 | 1.72 | | | | 9.56 | 15 | |
| 5B | CADE SVETINA | 2 | 0 | | | | | | | | |
| 13A | MIKE PARMENTIER | 2 | 1 | 5.32 | 3.99 | | | | 9.31 | 16 | |
| 13B | JASON KENT | 1 | 1 | | | | | | | | |
| 25A | DIRK TUCKER | 2 | 0 | 4.92 | 4.47 | | | 0.25 | 9.14 | 17 | |
| 25B | BRANDON FRAZIER | 1 | 2 | | | | 2.47 | | | | |
| 28A | KODY YATES | 2 | 0 | 7.10 | 1.85 | | | | 8.95 | 18 | |
| 28B | RICH SHAW | 2 | 1 | | | | | | | | |
| 18A | JEFF CHILDERS | 1 | 2 | 4.31 | 4.56 | | | | 8.87 | 19 | |
| 18B | RONNETTE CHILDERS | 1 | 0 | | | | | | | | |
| 4A | JIM TRUEMAN | 3 | 1 | 6.29 | 2.29 | | | | 8.58 | 20 | |
| 4B | | | | | | | | | | | |
| 27A | CHRIS HIMSTEDT | 1 | 1 | 6.15 | 1.74 | | | | 7.89 | 21 | |
| 27B | EDDIE HINRICHS | 1 | 0 | | | | | | | | |
| 1A | JIM ROMAINE | 2 | 1 | 3.16 | 3.41 | | | | 6.57 | 22 | |
| 1B | JASON ROMAINE | 0 | 1 | | | | | | | | |
| 19A | TIM SEABAUGH | 1 | 0 | 6.51 | 0.00 | | | | 6.51 | 23 | |
| 19B | TOM SEABAUGH | 2 | 0 | | | | | | | | |
| 9A | CRAIG KUHN | 2 | 1 | 3.79 | 1.88 | | | | 5.67 | 24 | |
| 9B | RYAN VALETT | 0 | 0 | | | | | | | | |
| 20A | MARK HICKS | 1 | 2 | 1.72 | 3.19 | | | | 4.91 | 25 | |
| 20B | LEVI MCQUEARY | 0 | 0 | | | | | | | | |
| 11A | COREY DICKERSON | 0 | 1 | 2.47 | 1.47 | | | | 3.94 | 26 | |
| 11B | DON DICKERSON | 1 | 0 | | | | | | | | |
| 22A | JAY PETRY | 0 | 1 | 0.00 | 1.94 | | | | 1.94 | 27 | |
| 22B | TIM REDINGTON | 0 | 0 | | | | | | | | |
| 14A | TIM FLEMING | 0 | 0 | 0.00 | 1.74 | | | | 1.74 | 28 | |
| 14B | TIMMY FLEMING | 0 | 1 | | | | | | | | |
| 23A | STEVE KORN | 1 | 0 | 1.58 | 0.00 | | | | 1.58 | 29 | |
| 23B | ALEX KORN | 0 | 0 | | | | | | | | |
| 12A | ROBERT TUHEY | 0 | 0 | 0.00 | 0.00 | | | | 0.00 | 30 | |
| 12B | MICHAEL MCCOY | 0 | 0 | | | | | | | | |
| 17A | SARAH BUTLER | 0 | 0 | 0.00 | 0.00 | | | | 0.00 | 31 | |
| 17B | AMY SWITZER | 0 | 0 | | | | | | | | |
| 21A | SCOTT LANGANKE | 0 | 0 | 0.00 | 0.00 | | | | 0.00 | 32 | |
| 21B | TOM HAHN | 0 | 0 | | | | | | | | |
| 31A | KRISTEN HARPER | 0 | 0 | 0.00 | 0.00 | | | | 0.00 | 33 | |
| 31B | LYDIA WATKINS | 0 | 0 | | | | | | | | |


Hawg Hawlers Bass Club

TRock II



Hawg Hawlers Bass Club

TRock II



Hawg Hawlers Bass Club

TRock II



www.hawghawlers.com

8

1988 - 2023 Celebrating 36 YEARS



"Next Tourney"

Mark Twain - June 3 - 4

Our NEXT TOURNEY is June 3 - 4 out of John F. Spalding Ramp (Mark Twain Lake)
Saturday 5:30 AM - 1:30 PM / Sunday 5:30 AM - 12:30 PM

Hawg Hawlers Bass Club

Hawg Hawlers Bass Club

2023 AOY Race (Top 75)

www.hawghawlers.com

9


1988 - 2023 Celebrating 36 YEARS

| Hawg Hawlers Bass Club of St. Louis 2023 - Point Standings | | | | | | | | | | | | | | | | | | | | | | | | | | |
|--|--------------------|-----------------------|-----|-----|-------|----|-----|-------|------|-----|--------|-----------|-------|-----|-----|-------|----|-----|-------|------|-----|------------------|------|-----|-----|--------------|
| POS | ANGLER | NUMBER OF FISH CAUGHT | | | | | | | | | | CREEL ATT | | | | | | | | | | PLACEMENT POINTS | | | | TOTAL POINTS |
| | | Trock | LOZ | Pom | Trock | MT | Pom | Stock | Bull | LOZ | POINTS | POINTS | Trock | LOZ | Pom | Trock | MT | Pom | Stock | Bull | LOZ | POINTS | BASS | "T" | DIR | |
| Total Fish → | | 68 | 95 | 277 | 151 | 0 | 0 | 0 | 0 | 0 | 1773 | 828 | 85 | 90 | 72 | 72 | 0 | 0 | 0 | 0 | 0 | 319 | 32 | 48 | 3 | 2997 |
| 1 | Rich Harper | 5 | 4 | 6 | 5 | | | | | | 60 | 12 | 9 | 6 | 7 | 8 | | | | | | 30 | | 3 | | 105 |
| 2 | Jason Shaw | 4 | 3 | 5 | 6 | | | | | | 54 | 12 | 6 | 9 | | 5 | | | | | | 20 | | | | 86 |
| 3 | Jeremy Goins | 4 | 1 | 6 | 6 | | | | | | 51 | 12 | 5 | | | 8 | | | | | | 13 | | | | 76 |
| 4 | Myles Midgley | 4 | 1 | 6 | 5 | | | | | | 48 | 12 | 7 | | | 6 | | | | | | 13 | | 3 | | 76 |
| 5 | Craig Kuhn | 5 | 1 | 6 | 3 | | | | | | 45 | 12 | 9 | | 7 | | | | | | | 16 | | 3 | | 76 |
| 6 | Rich Shaw | 1 | 5 | 4 | 3 | | | | | | 39 | 12 | 6 | 9 | | | | | | | | 15 | 5 | | | 71 |
| 7 | Steve Midgley | 2 | 0 | 6 | 5 | | | | | | 39 | 12 | 7 | | | 6 | | | | | | 13 | | 3 | | 67 |
| 8 | Jim Romaine | 1 | 0 | 6 | 3 | | | | | | 30 | 12 | 4 | | | 8 | | | | | | 12 | 4 | 3 | | 61 |
| 9 | Eddie Hinrichs | 1 | 5 | 6 | 1 | | | | | | 39 | 12 | | 8 | 1 | | | | | | | 9 | | | | 60 |
| 10 | Chance Albertson | 2 | 2 | 4 | 4 | | | | | | 36 | 12 | 3 | | | | | | | | | 3 | 5 | 3 | | 59 |
| 11 | Mark Svetina | 3 | 2 | 6 | 3 | | | | | | 42 | 12 | 1 | | | | | | | | | 1 | | 3 | | 58 |
| 12 | Patrick Priesmeyer | 3 | 2 | 6 | | | | | | | 33 | 9 | 4 | | | 8 | | | | | | 12 | 4 | | | 58 |
| 13 | Brandon Frazier | 3 | 2 | 6 | 3 | | | | | | 42 | 12 | 2 | | | | | | | | | 2 | | | | 56 |
| 14 | Chris Himstedt | 0 | 4 | 4 | 2 | | | | | | 30 | 12 | | 8 | 6 | | | | | | | 14 | | | | 56 |
| 15 | Jeffery Childers | 3 | 1 | 6 | 3 | | | | | | 39 | 12 | | | | | | | | | | 0 | | | | 51 |
| 16 | Michael Parmentier | 3 | 3 | 6 | | | | | | | 36 | 9 | | 1 | 3 | | | | | | | 4 | | | | 49 |
| 17 | Jacob Jones | | 2 | 5 | 3 | | | | | | 30 | 9 | | | 4 | | | | | | | 4 | 5 | | | 48 |
| 18 | Andy Shands | 0 | 2 | 4 | 5 | | | | | | 33 | 12 | | | | 2 | | | | | | 2 | | | | 47 |
| 19 | Scott Hasty | 2 | 3 | 6 | | | | | | | 33 | 9 | | | 5 | | | | | | | 5 | | | | 47 |
| 20 | Bob Shibe | 0 | 2 | 4 | 5 | | | | | | 33 | 12 | | | | 1 | | | | | | 1 | | | | 46 |
| 21 | Ryan Sutton | 2 | 4 | 5 | | | | | | | 33 | 9 | | 4 | | | | | | | | 4 | | | | 46 |
| 22 | Dirk Tucker | 1 | 1 | 6 | 2 | | | | | | 30 | 12 | 2 | | | | | | | | | 2 | | | | 44 |
| 23 | Mike Parmentier | 0 | 1 | 5 | 3 | | | | | | 27 | 12 | | 1 | 3 | | | | | | | 4 | | | | 43 |
| 24 | Jim Trueman | 0 | | 6 | 4 | | | | | | 30 | 9 | | | 2 | | | | | | | 2 | | | | 41 |
| 25 | John Steel | | 6 | 4 | | | | | | | 30 | 6 | | 5 | | | | | | | | 5 | | | | 41 |
| 26 | Greg Shands | 0 | 1 | 6 | 2 | | | | | | 27 | 12 | | | | 2 | | | | | | 2 | | | | 41 |
| 27 | Kody Yates | 0 | 1 | 5 | 2 | | | | | | 24 | 12 | 1 | | | | | | | | | 1 | | 3 | | 40 |
| 28 | Corey Dickerson | 0 | 1 | 6 | 1 | | | | | | 24 | 12 | | | | | | | | | | 0 | | 3 | | 39 |
| 29 | Cody Watson | | 1 | | 6 | | | | | | 21 | 6 | | | 7 | | | | | | | 7 | 5 | | | 39 |
| 30 | Tim Flemming Sr. | 1 | 1 | 5 | 0 | | | | | | 21 | 12 | | | | | | | | | | 0 | | 3 | | 36 |
| 31 | Don Dickerson | 0 | 0 | 6 | 1 | | | | | | 21 | 12 | | | | | | | | | | 0 | | 3 | | 36 |
| 32 | Matt Gharst | 1 | 1 | 6 | | | | | | | 24 | 9 | | | | | | | | | | 0 | | | | 33 |
| 33 | Mike Jankowski | 0 | 1 | 6 | | | | | | | 21 | 9 | | | | | | | | | | 0 | | 3 | | 33 |
| 34 | Mike Olsen | 1 | | 6 | | | | | | | 21 | 6 | | | 6 | | | | | | | 6 | | | | 33 |
| 35 | Terri Sullivan | | | 6 | 2 | | | | | | 24 | 6 | | | | | | | | | | 0 | | | | 30 |
| 36 | Cade Svetina | | | 6 | 2 | | | | | | 24 | 6 | | | | | | | | | | 0 | | | | 30 |
| 37 | Dean Sullivan | 0 | 1 | 6 | | | | | | | 21 | 9 | | | | | | | | | | 0 | | | | 30 |
| 38 | John Cecil | 0 | 0 | | 6 | | | | | | 18 | 9 | | | 3 | | | | | | | 3 | | | | 30 |
| 39 | Timothy Fleming II | | 0 | 4 | 1 | | | | | | 15 | 9 | | | 4 | | | | | | | 4 | | | | 28 |
| 40 | Paul Bruemmer | | | 2 | 5 | | | | | | 21 | 6 | | | | | | | | | | 0 | | | | 27 |
| 41 | Scott Childers | 0 | 1 | 5 | | | | | | | 18 | 9 | | | | | | | | | | 0 | | | | 27 |
| 42 | Alex Korn | 1 | 1 | 2 | 0 | | | | | | 12 | 12 | | | | | | | | | | 0 | | 3 | | 27 |
| 43 | Drew Shands | | 0 | 5 | | | | | | | 15 | 6 | | | 5 | | | | | | | 5 | | | | 26 |
| 44 | Shawn Tiemann | | | | 6 | | | | | | 18 | 3 | | | | 4 | | | | | | 4 | | | | 25 |
| 45 | Landon Brune | 0 | 1 | 3 | | | | | | | 12 | 9 | | 4 | | | | | | | | 4 | | | | 25 |
| 46 | Grant Priesmeyer | | 0 | | 4 | | | | | | 12 | 6 | | | | 7 | | | | | | 7 | | | | 25 |
| 47 | Chris Waldow | 0 | | 6 | | | | | | | 18 | 6 | | | | | | | | | | 0 | | | | 24 |
| 48 | Mark Lewis | 1 | | 5 | | | | | | | 18 | 6 | | | | | | | | | | 0 | | | | 24 |
| 49 | Tim Dring | | 0 | 6 | | | | | | | 18 | 6 | | | | | | | | | | 0 | | | | 24 |
| 50 | Mike Angeli | | | 6 | | | | | | | 18 | 3 | | | 2 | | | | | | | 2 | | | | 23 |
| 51 | Wally Wolschlagier | 4 | | | | | | | | | 12 | 3 | 8 | | | | | | | | | 8 | | | | 23 |
| 52 | Gary Byrd | 0 | 0 | 0 | 3 | | | | | | 9 | 12 | | | | 1 | | | | | | 1 | | | | 22 |
| 53 | Paige Steel | | | 6 | | | | | | | 18 | 3 | | | | | | | | | | 0 | | | | 21 |
| 54 | John Dring | | 0 | 5 | | | | | | | 15 | 6 | | | | | | | | | | 0 | | | | 21 |
| 55 | Chuck Smith | | 0 | 5 | | | | | | | 15 | 6 | | | | | | | | | | 0 | | | | 21 |
| 56 | Kristin Harper | | 3 | | 0 | | | | | | 9 | 6 | | 6 | | | | | | | | 6 | | | | 21 |
| 57 | Steve Korn | 1 | 0 | 0 | 1 | | | | | | 6 | 12 | | | | | | | | | | 0 | | 3 | | 21 |
| 58 | Clark Buneta | 3 | | | | | | | | | 9 | 3 | 8 | | | | | | | | | 8 | | | | 20 |
| 59 | Mick Schwent | | 3 | | | | | | | | 9 | 3 | | 7 | | | | | | | | 7 | | | | 19 |
| 60 | Doris Schwent | | 3 | | | | | | | | 9 | 3 | | 7 | | | | | | | | 7 | | | | 19 |
| 61 | Jimmy Marler | | | 5 | | | | | | | 15 | 3 | | | | | | | | | | 0 | | | | 18 |
| 62 | John Ketcherside | | 0 | | 4 | | | | | | 12 | 6 | | | | | | | | | | 0 | | | | 18 |
| 63 | Jim Collier | 0 | 2 | 1 | | | | | | | 9 | 9 | | | | | | | | | | 0 | | | | 18 |
| 64 | Scott Langanke | 0 | | 3 | 0 | | | | | | 9 | 9 | | | | | | | | | | 0 | | | | 18 |
| 65 | Mark Hicks | 0 | 0 | | 3 | | | | | | 9 | 9 | | | | | | | | | | 0 | | | | 18 |
| 66 | Kyle Jones | 0 | 3 | | | | | | | | 9 | 6 | | 3 | | | | | | | | 3 | | | | 18 |
| 67 | Dom Rohlfing | 0 | | | 3 | | | | | | 9 | 6 | | | | 3 | | | | | | 3 | | | | 18 |
| 68 | Bernell Albertson | | 0 | | 3 | | | | | | 9 | 6 | | | | | | | | | | 0 | | 3 | | 18 |
| 69 | Rick Tiemann | | | | 3 | | | | | | 9 | 3 | | | | 4 | | | | | | 4 | | | | 16 |
| 70 | Betty Marler | | | 4 | | | | | | | 12 | 3 | | | | | | | | | | 0 | | | | 15 |
| 71 | Cory Schutte | 1 | 2 | | | | | | | | 9 | 6 | | | | | | | | | | 0 | | | | 15 |
| 72 | Curt Rogers | 0 | | | 3 | | | | | | 9 | 6 | | | | | | | | | | 0 | | | | 15 |
| 73 | Dan Nickel | | 2 | | | | | | | | 6 | 3 | | 2 | | | | | | | | 2 | 4 | | | 15 |
| 74 | Dustin Wilson | | 2 | | | | | | | | 6 | 3 | | 5 | | | | | | | | 5 | | | | 14 |
| 75 | Victoria Hudgens | | | | 2 | | | | | | 6 | 3 | | | | 5 | | | | | | 5 | | | | 14 |

Hawg Hawlers Bass Club

HH Sponsors 2023

Major Club Sponsors



STRIKER



Wholesale

Plumbing Supply Co., Inc.

Midwest Drainlayers



Please support our club sponsors. Without their support, we would not be the awesome club that we are!

Hawg Hawlers Bass Club